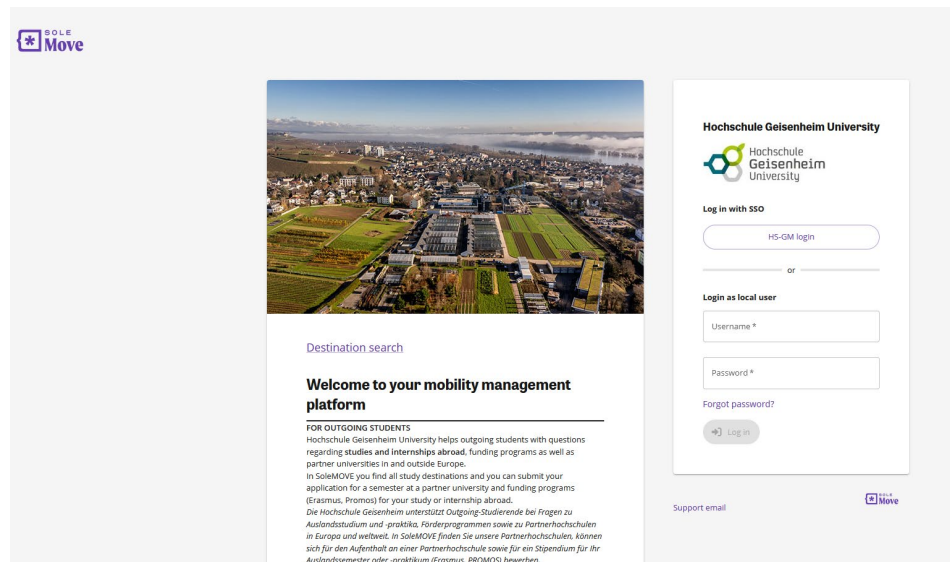


SoleMove Online Application Step-by-step

- Open the [SoleMove](#) login portal
Select Hochschule Geisenheim University [HS-GM] from the drop-down menu
- Log in with SSO/ HS-GM login



SOLE Move

Hochschule Geisenheim University

Log in with SSO

HS-GM login

or

Log in as local user

Username *

Password *

Forgot password?

Log in

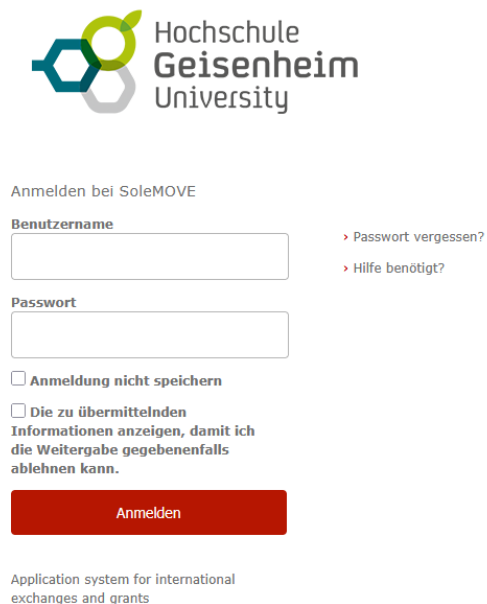
Support email

Destination search

Welcome to your mobility management platform

FOR OUTGOING STUDENTS
Hochschule Geisenheim University helps outgoing students with questions regarding studies and internships abroad, funding programs as well as partner universities in and outside Europe.
In SoleMOVE you find all study destinations and you can submit your application for a semester at a partner university and funding programs (Erasmus, Promos) for your study or internship abroad.
Die Hochschule Geisenheim unterstützt Outgoing-Studierende bei Fragen zu Auslandsstudium und -praktika, Förderprogrammen sowie zu Partnerhochschulen in Europa und weltweit. In SoleMOVE finden Sie unsere Partnerhochschulen, können sich für den Aufenthalt an einer Partnerhochschule sowie für ein Stipendium für ihr Auslandssemester oder -praktikum (Erasmus, PROMOS) bewerben.

- Log in with your HS-GM account



Hochschule Geisenheim University

Anmelden bei SoleMOVE

Benutzername > Passwort vergessen?
> Hilfe benötigt?

Passwort

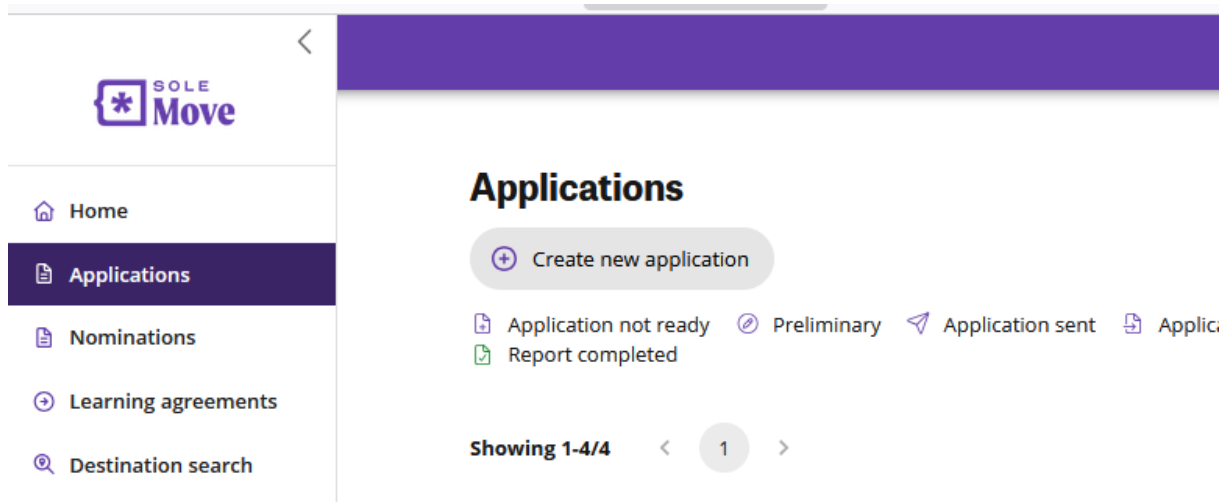
Anmeldung nicht speichern

Die zu übermittelnden Informationen anzeigen, damit ich die Weitergabe gegebenenfalls ablehnen kann.

Anmelden

Application system for international exchanges and grants

- On the left, click on “Applications“ and “Create new application“



- Please select “Normal student exchange“ for a semester or internship abroad, or “short student exchange“ for a BIP
- Select S – for study
P – for internship/traineeship
C – for combined study and traineeship

Application form for outgoing student mobility

Basic information

Application type *

Normal student exchange Short student exchange

Mobility type *






-

S - Study

P - Traineeship

C - Combined study and traineeship

- In the “Application period“ tap, please select the semester and the program to which you want to apply

Direction	Name	Type	Code	Start date	End date
	Study abroad: Summer semester 2027	Study	SuSe 2027	01.07.2026	31.08.2026
	Promos Traineeship (start July - December 2026)	Traineeship		01.05.2026	31.05.2026
	Promos Study (mobility start second half of 2026)	Study		29.04.2026	31.05.2026
	Erasmus Traineeship / Praktikum	Traineeship		28.04.2026	29.02.2028
	Study abroad WS 2026/27 and Summer 2027 - test application for (accepted) students	Study	2026/27	01.04.2026	31.08.2026

Fill in the Personal Data form

- Home Institution = Degree program
- Departmental Coordinator = Head of the degree program
- Use the “Add new institution/enterprise” button to select the university or company to which you want to apply. After clicking on “Save”, you can select additional universities of your choice.
- Please note: If you apply to a company, you must provide the full address and phone number!
- Go to “Enclosures” to upload the required documents

Once you have uploaded all the required documents and information, you can go to “Check and send application”. Use the “Send application” button to submit your application.